















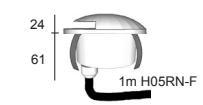
# Bolas VHX



last update 30/09/2015

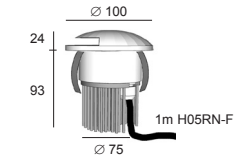
BEL1165

<b>Bolas VHX :</b>	code 8028__63__	6,0W - 230V~ - CE - IP67 - IK10 - max. 1500 kg max. -			
:	code 8028__13__	9,5W - 350mA - CE - IP67 - IK10 - max. 1500 kg max. -			
:	code 8028__23__	16,5W - 500mA - CE - IP67 - IK10 - max. 1500 kg max. -			
:	code 8028__33__	24,0W - 700mA - CE - IP67 - IK10 - max. 1500 kg max. -			

 **6.0W or 9.5W** 



 **16.5W or 24.0W** 



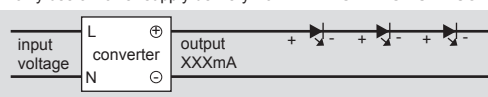
## INSTALLATION INSTRUCTIONS

1. PREPARATION OF TERRAIN
2. MAKE THE ELECTRICAL CONNECTION
3. PLACE THE LUMINARY
4. SWITCH ON

### Installation : Led Power Supply

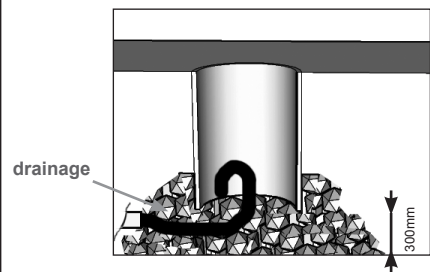
Red : +  
Black : -

only use a Power supply delivery from BEL LIGHTING - SENICO



**1**

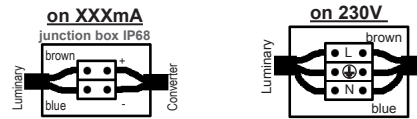
NL - Voorbereiding op terreinwerk (uitholling en ontwatering)  
FR - Préparation du terrain (trou et drainage)  
EN - Preparation of terrain (troughs and drainage)  
DE - Vorbereitung des Geländes (loch und drainage)  
GR - Προετοιμασία του εδάφους (τρύπα και αποξήρανση)



**2**

### ELECTRICAL CONNECTION

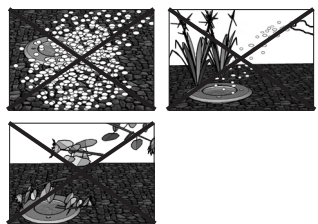
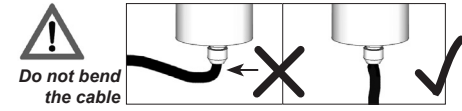
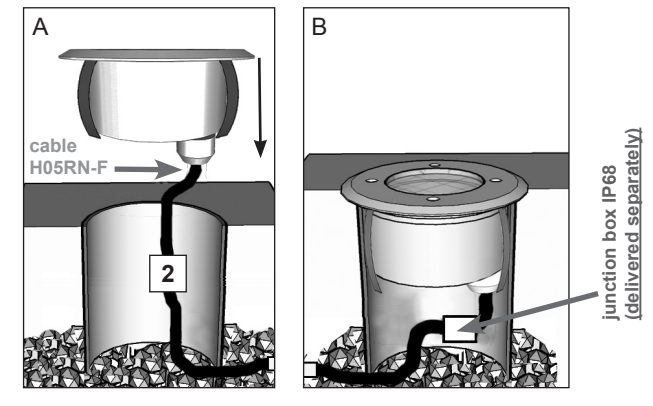
Use a junction box IP68 (delivered separately)



### OPTIONS / ACCESSORIES



**3**



NL - De bovenzijde van het toestel dient steeds vrij te blijven. Geen enkel deel van het toestel dat niet beschermd is door de inbouwdoos, mag in contact komen met de grond of met agressieve chemische stoffen (mestof, onkruidverdelgers, kalk,...).  
FR - Ne jamais recouvrir les parties visibles de l'appareil. Aucune partie de l'appareil non protégée par la boîte d'encastrement, ne doit être en contact direct avec le terrain, ou venir en contact de substances chimiques agressives (ex: fertilisants, herbicides, chaux,...)

EN - Never cover visible parts of the luminaire. Any part not protected by the recessing box, must not be in direct contact with the ground or in contact with aggressive chemical elements (ex: fertilisers, herbicides,...)  
DE - Die oberseite der Leuchte muss immer frei bleiben. Leuchtenteile, die nicht durch das Einbaugeschütz sind, dürfen nicht mit dem Erdreich oder aggressiven chemischen Stoffen (z.B. Dünger, Unkrautvernichter, Kalk) in Berührung kommen.  
ΕΛ - Μην καλύπτονται ποτε τα ορατα μέρη της συσκευής καθε κομμάτι που δεν προστατεύεται απο το κιβώτιο τοποθέτησης δεν πρέπει να ερχεται σε αμεση επαφη με το εδαφος η σε επαφη με ισχυρα χημικα στοιχεια (π.χ λιπασματα, ζιζανιοκτωνα, ασβεστ ης...)



BEL LIGHTING srl  
Avenue Ernest Solvay 42  
B-1480 Saintes (Tubize)  
Belgium  
Phone: +32(0)2 3552428  
Fax: +32(0)2 3550396  
e-mail: info@bel-lighting.com  
www.bel-lighting.com

## PART

# A

Lees de algemene gebruiksvoorwaarden : PART B  
Lire attentivement les conditions generales d'utilisation: PART B  
Read attentively the general instructions: PART B  
Lesen Sie die allgemeinen Gebrauchsanweisungen: PART B  
Diabaste thV genikeV odhgie V : PART B

WAARSCHUWING  
AVERTISSEMENT  
WARNING  
WARNUNG  
PROSOCH