

# Goliath K / R

last update 16/10/2018

BEL1066

**Goliath K** : code 986.E2.32

max.LED E27 (diameter 70mm/ height 137mm) - 220/240V - CE - IP65

**Goliath R** : code 987.E2.32

max.LED E27 (diameter 70mm/ height 137mm) - 220/240V - CE - IP65



BEL LIGHTING sprl  
Avenue Ernest Solvay 42  
B-1480 Saintes (Tubize)  
Belgium  
Phone: +32(0)2 3552428  
Fax: +32(0)2 3550396  
e-mail: info@bel-lighting.com  
www.bel-lighting.com

## ATTENTION - WARNING

Le luminaire doit être installé et connecté par un technicien qualifié.  
The luminaire should be installed and connected by a qualified technician.

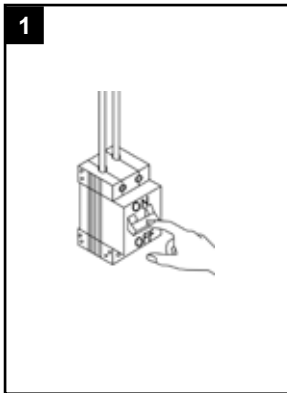
## PART

# A

Lees de algemene gebruiksvoorwaarden : PART B  
Lire attentivement les conditions générales d'utilisation: PART B  
Read attentively the general instructions: PART B  
Lesen Sie die allgemeinen Gebrauchsanweisungen: PART B  
Διαβάστε της γενικές οδηγίες : PART B

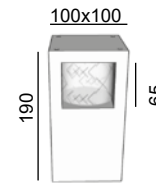
WAARSCHUWING  
AVERTISSEMENT  
WARNING  
WARNUNG  
ΠΡΟΣΟΧΗ

## INSTALLATION INSTRUCTIONS - PART A

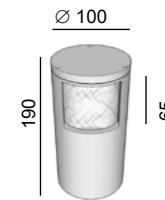


1. Before accessing any parts carrying live voltage, the power must be disconnected  
*Avant tout accès à des parties sous tension, la tension doit être coupée*
2. Preparation of troughs  
*Préparation du trou*
3. Make the electrical connection  
*Faire la connexion électrique*
4. Place the luminaire  
*Placer le luminaire*
5. Switch on  
*Allumer*

### Goliath K

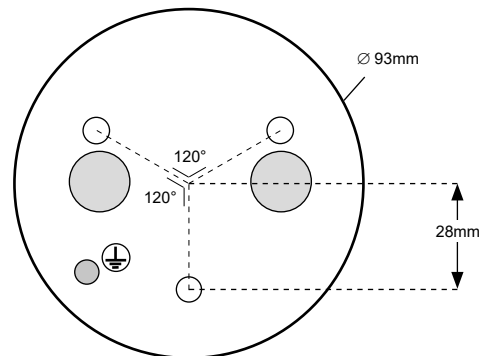


### Goliath R



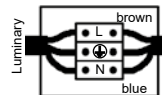
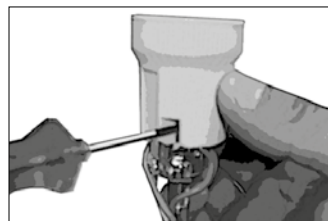
## 2 GROUND FIXATION - DIMENSION HOLES

3x holes  $\varnothing$  6,5mm at 120°  
distance = 28mm from the center



**2x cable gland for cable diameter maximum 9mm**

## 3 ELECTRICAL CONNECTION



## 4

