

Circo

Circo :

code 1165_ 37. __	3,2W - 350mA - CE - IP65			
code 1165_ 38. __	6,5W - 350mA - CE - IP65			
code 1165_ 39. __	9,5W - 350mA - CE - IP65			
code 1165.W06. __	6,0W - 230V - CE - IP65			

last update 24/09/2015

BEL1056



BEL LIGHTING sprl
Avenue Ernest Solvay 42
B-1480 Saintes (Tubize)
Belgium
Phone: +32(0)2 3552428
Fax: +32(0)2 3550396
e-mail: info@bel-lighting.com
www.bel-lighting.com

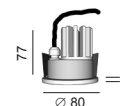
INSTALLATION INSTRUCTIONS - PART A

1. PREPARATION OF TROUGHS
2. MAKE THE ELECTRICAL CONNECTION
3. PLACE THE LUMINARY
4. SWITCH ON

Led 3,2W
6,0W
6,5W

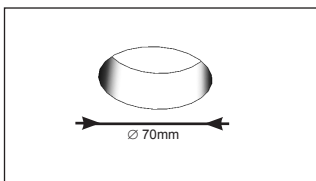


Led 9,5W

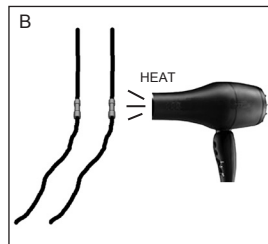
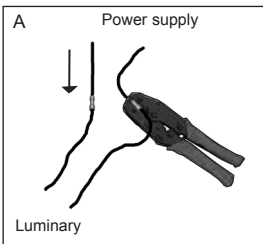


1. NL - Voorbereiding op uitholling
FR - Préparation du trou
EN - Preparation of troughs
DE - Vorbereitung des loch
GR - Προετοιμασία τρυπα

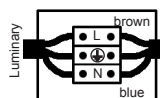
code 1165.____



2 on 350mA



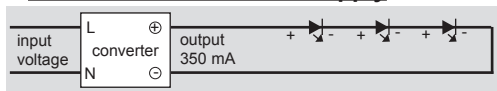
on 230V



Use a junction box IP65

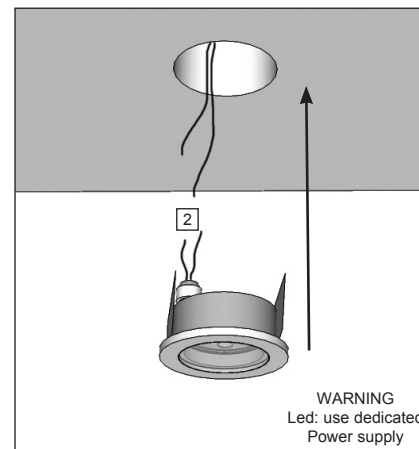
Installation : Led Power Supply

Red : +
Black: -



only use a Power supply delivery from BEL LIGHTING

3



WARNING
Led: use dedicated
Power supply

PART

A

Lees de algemene gebruiksvoorwaarden : PART B
Lire attentivement les conditions générales d'utilisation: PART B
Read attentively the general instructions: PART B
Lesen Sie die allgemeinen Gebrauchsanweisungen: PART B
Διαβάστε της γενικές οδηγίες : PART B

WAARSCHUWING
AVERTISSEMENT
WARNING
WARNUNG
ΠΡΟΣΟΧΗ